

# Yealink CPW65

## Wireless Expansion Microphone Set Setup Guide

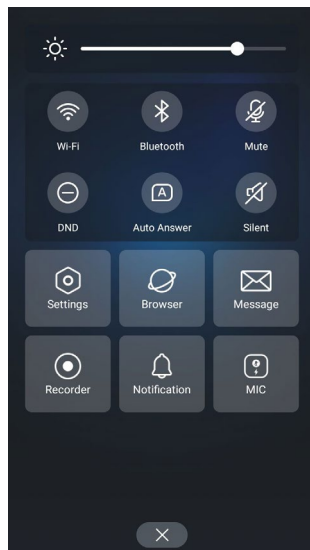
### Charge The Microphones

- It is recommended to charge the optional expansion microphones (mics) overnight before first use. With the CP965 conference phone online and powered on, connect the charging cradle to the CP965 conference phone (via USB cable) and place both mics in the charging cradle.



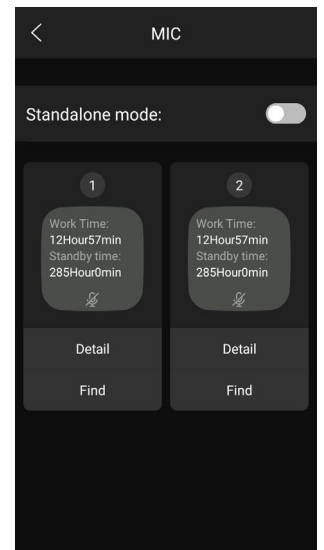
1

- From the CP965 main screen, tap **... More > MIC**.



2

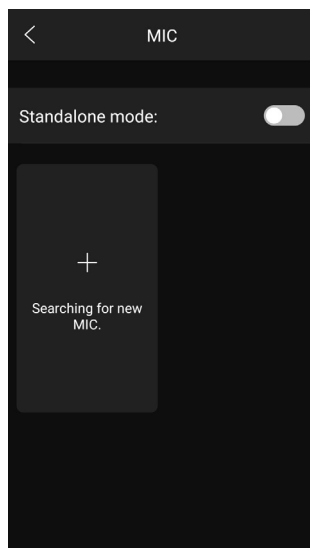
- If wireless mics are already paired to the conference phone, the display will look like the image on the right and are ready to be used. Skip the pairing step and go to next page for additional information.



### Pair The Microphones

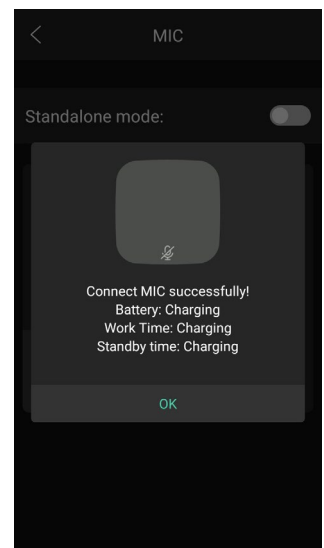
1

- From the CP965 main screen, tap **... More > MIC**. Tap the **+ Searching for new MIC** icon:



2

- Long press the mute button on first microphone for 5 seconds (keep mic in the charging cradle)
- A message will appear: **Connect MIC Successfully**. Tap **OK**.



- Tap the home circle at the bottom center of screen to return to the home screen. Repeat steps above to pair the second microphone.



# Yealink CPW65

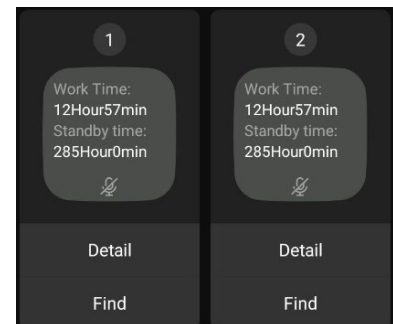
## Wireless Expansion Microphone Set Setup Guide

### Use The Microphones

- Remove both microphones from the charging cradle and position them at both ends of the conference table.
- Tap the **Mute** button during an active call to mute the conversation (directly on conference phone or on either wireless microphone). The mute symbol color will change to red. Tap the mute button again to unmute the microphone.

### Check Available Battery Life of Microphones

- To check the remaining battery life of expansion microphones, tap **... More>MIC** on the CP965 conference phone. Available battery life is displayed similar to the image.



### PoE Minimum Requirements

- Any PoE switch used to power the conference phone and expansion mics should be rated at 802.3at or better. This will ensure proper power is available to the conference phone and expansion mics while charging.

### Minimum Firmware Requirements

If the mic settings are not displayed on the CP965 conference phone, a later firmware version is required.

- Firmware v143.86.0.21 or later is recommended for the CP965 Conference Phone.
- Firmware v15.0.0.10 or later is recommended for the CPW65 Wireless Expansion Mics.